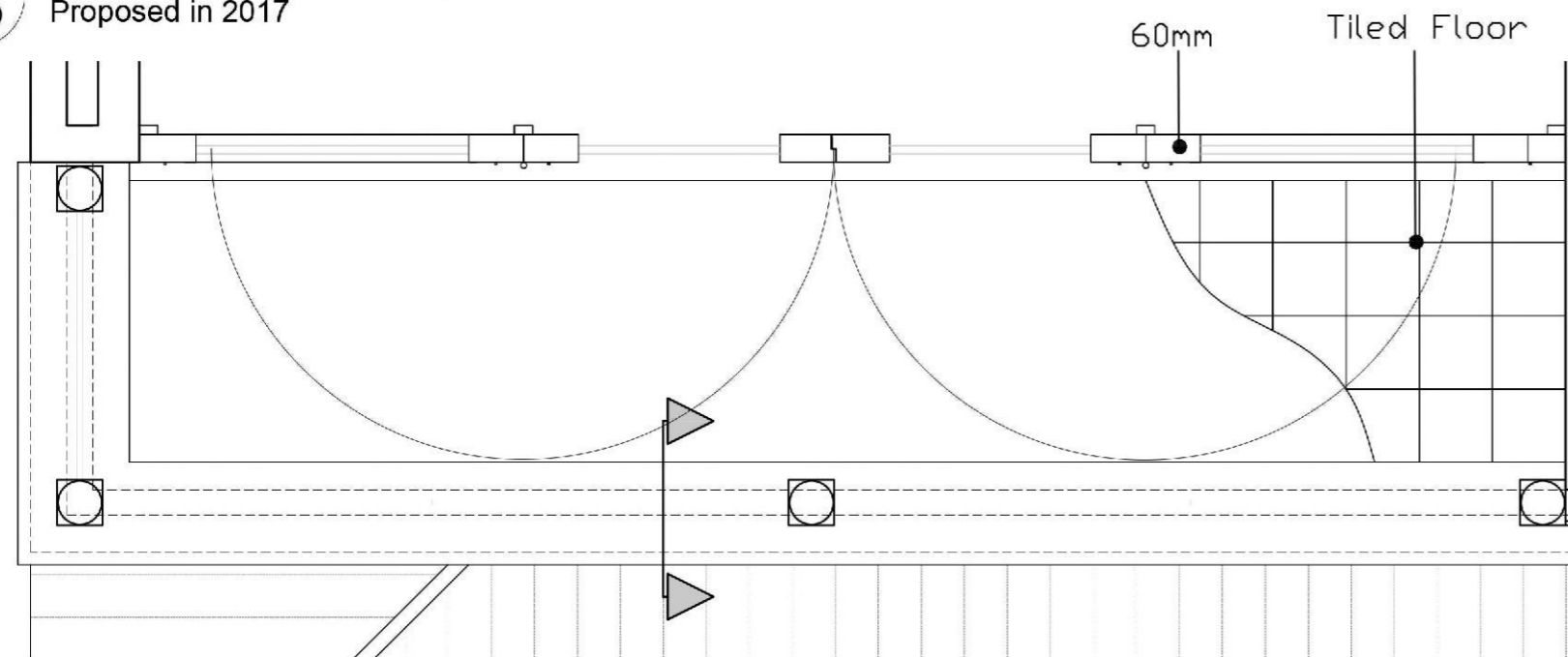
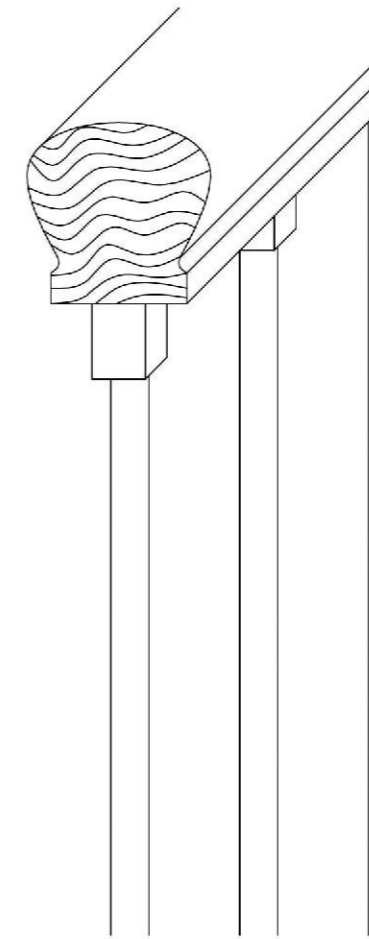


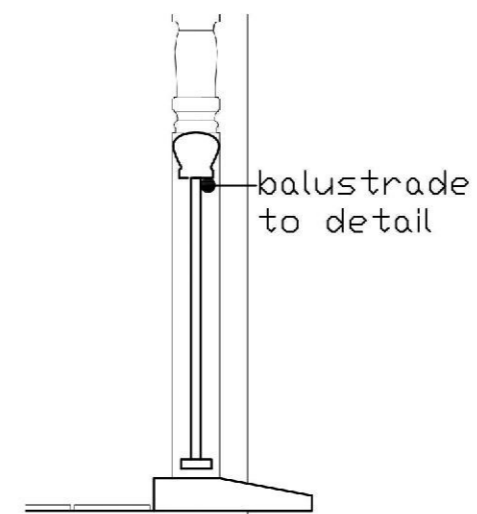
1 First Floor section - scale 1:20
P800 Proposed in 2017



2 First Floor Plan - scale 1:20
P800 Proposed in 2017



3 Balustrade Detail
Scale 1:5
P800 Proposed in 2017



4 Balustrade Detail
Scale 1:5
P800 Proposed in 2017



NOTES
 1. All dimensions to be checked and confirmed on site.
 2. All discrepancies are to be reported to and resolved by the Architects before works are commenced.
 3. This drawing is not to be scaled.
 4. All work and materials to be in accordance with the Building Regulations and to comply with all relevant codes of practice and British Standards.

REVISION A			
MARK	DATE	DESCRIPTION	
JCB:		LEIGH PARK ROAD	
CLIENT:		EZRA/LITTLER	
DRAWING:		PROPOSED PLANS	
JCB NUMBER:	202418	DATE:	07-02-2019
SCALE:	1:20@A3		
DRAWN:	GR	CHECKED:	GL
DRAWING_NO	P_ANN	PRELIM	TENDER
P800			CONSTR

GLS architects
 1 DOCK ROAD
 ROYAL VICTORIA DOCK
 LONDON, E16 1AH
 TEL NO. 020 7494 1000
 FAX NO. 020 7473 0327
 enquiries@glсарchitects.co.uk
 Copyright Reserved
 Architecture, Interiors, Surveying & Planning